



HCH40NC
Hydraulic Press Machine

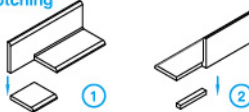
HCH LE: 12~60Tons
HCH NC: 25~60Tons



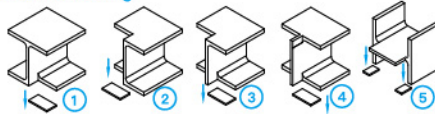
H150

Steel Cutting Machine

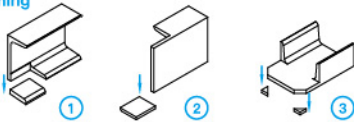
Angle Notching



H Beam Notching



Channel Notching

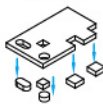


JY329

Steel Cut/Punch Machine



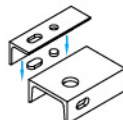
Punching



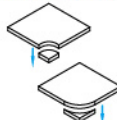
Pipe Notching



Punching



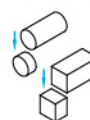
Radius Corners



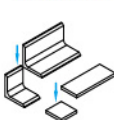
Cutting and Rounding off



Cutting off



Angle Shear



Notching

